



Please write clearly in block capitals.

Centre number

--	--	--	--	--

Candidate number

--	--	--	--

Surname

Forename(s)

Candidate signature

I declare this is my own work.

A-level CHEMISTRY

Paper 2 Organic and Physical Chemistry

Tuesday 18 June 2024

Morning

Time allowed: 2 hours

Materials

For this paper you must have:

- the Periodic Table/Data Booklet, provided as an insert (enclosed)
- a ruler with millimetre measurements
- a scientific calculator, which you are expected to use where appropriate.

Instructions

- Use black ink or black ball-point pen.
- Fill in the boxes at the top of this page.
- Answer **all** questions.
- You must answer the questions in the spaces provided. Do **not** write outside the box around each page or on blank pages.
- If you need extra space for your answer(s), use the lined pages at the end of this book. Write the question number against your answer(s).
- All working must be shown.
- Do all rough work in this book. Cross through any work you do not want to be marked.

Information

- The marks for questions are shown in brackets.
- The maximum mark for this paper is 105.

For Examiner's Use	
Question	Mark
1	
2	
3	
4	
5	
6	
7	
8	
9	
10	
11	
TOTAL	

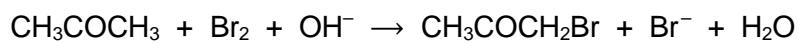


Answer **all** questions in the spaces provided.

Do not write
outside the
box

0 1

Propanone reacts with bromine in alkaline conditions.



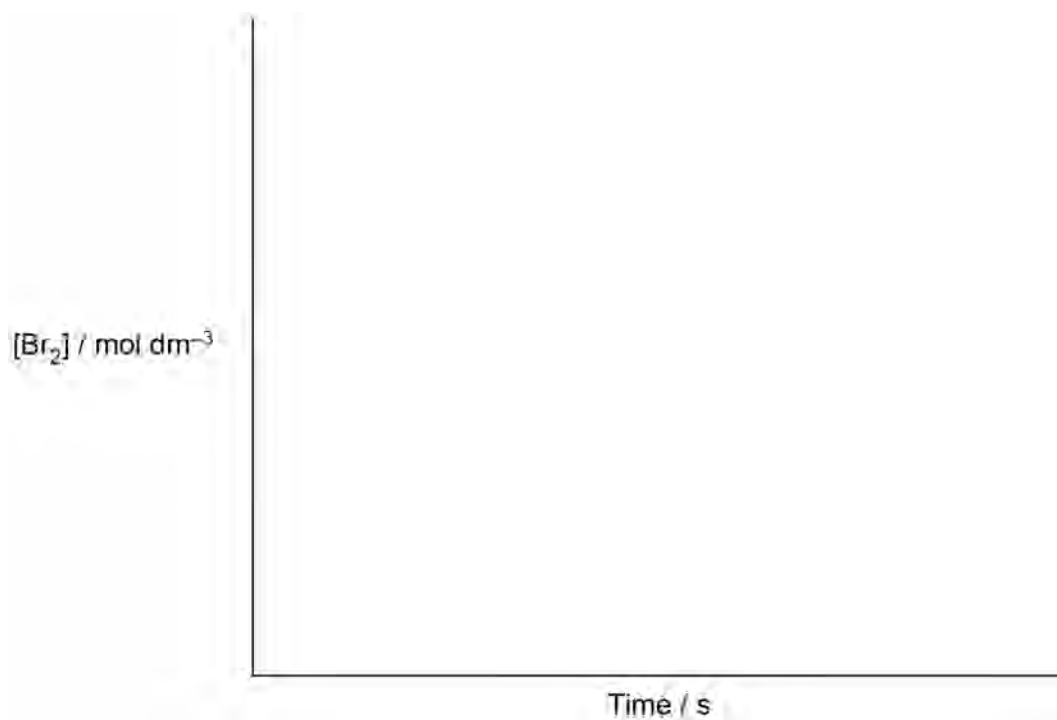
The rate equation for this reaction is

$$\text{Rate} = k [\text{CH}_3\text{COCH}_3] [\text{OH}^-]$$

0 1 . 1

Sketch a graph on the axes provided to show how, at constant temperature, the concentration of bromine changes during this reaction.

[1 mark]



0 1 . 2

Table 1 shows the initial rate of this reaction for experiments using different mixtures containing propanone, bromine and hydroxide ions.

Do not write
outside the
box

Table 1

Experiment	$[\text{CH}_3\text{COCH}_3]$ / mol dm^{-3}	$[\text{Br}_2]$ / mol dm^{-3}	$[\text{OH}^-]$ / mol dm^{-3}	Initial rate / $\text{mol dm}^{-3} \text{ s}^{-1}$
1	1.50×10^{-2}	2.50×10^{-2}	2.50×10^{-2}	2.75×10^{-11}
2	1.50×10^{-2}	2.50×10^{-2}		8.25×10^{-11}
3	3.75×10^{-3}	5.00×10^{-2}	1.00×10^{-1}	

Complete **Table 1**.

Use the data from experiment **1** to calculate the rate constant k for this reaction.

Give the units for the rate constant.

[5 marks]

k _____ Units _____

Question 1 continues on the next page

Turn over ►

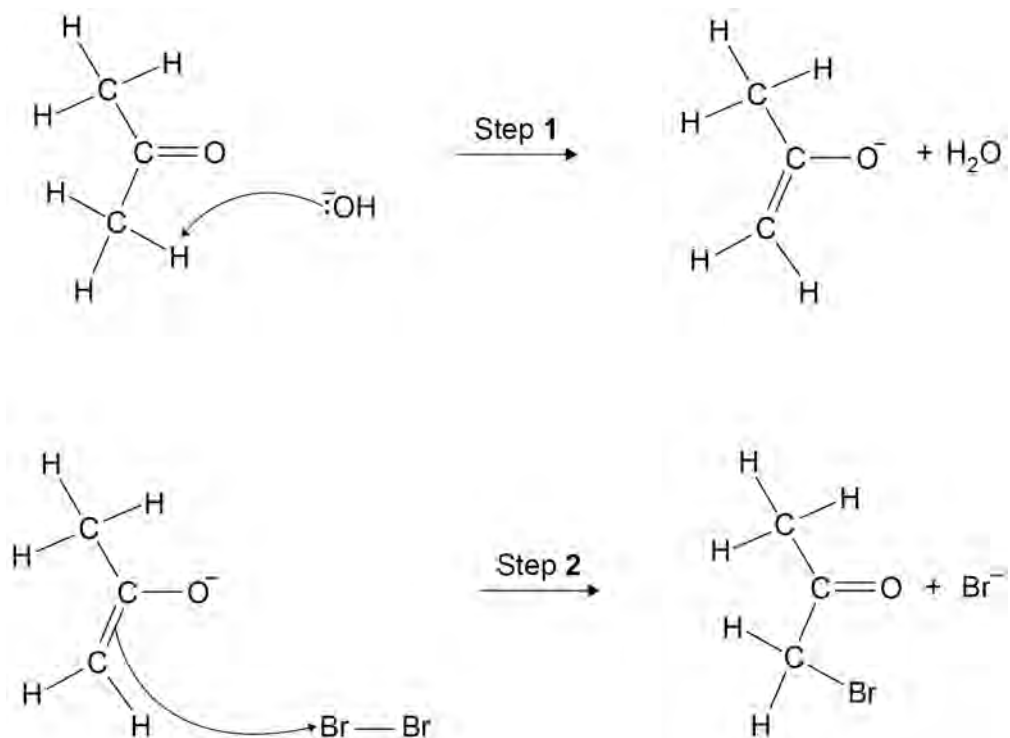


0 1 . 3

Figure 1 shows an incomplete mechanism for this reaction.

Do not write
outside the
box

Figure 1



Complete the mechanism in **Figure 1** by adding four curly arrows and any relevant lone pair(s) of electrons.

[4 marks]

0 1 . 4

Use evidence from the rate equation to explain why Step 1 is the rate determining step.

[1 mark]

11



Turn over for the next question

*Do not write
outside the
box*

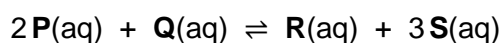
**DO NOT WRITE ON THIS PAGE
ANSWER IN THE SPACES PROVIDED**

Turn over ►



0 2

This question is about an equilibrium.



A 25.0 cm³ sample of a solution of **P** is added to a 20.0 cm³ sample of a solution of **Q**. The mixture is allowed to reach equilibrium.

The amounts in the equilibrium mixture are

$$\text{P} = 0.0145 \text{ mol} \quad \text{Q} = 0.0275 \text{ mol} \quad \text{R} = 0.0115 \text{ mol} \quad \text{S} = 0.0345 \text{ mol}$$

0 2 . 1

Calculate the amount, in moles, of **P** before the reaction with **Q**.

Use your answer to calculate the concentration, in mol dm⁻³, of **P** in the initial 25.0 cm³ sample.

[2 marks]

Amount of **P** _____ mol

Concentration _____ mol dm⁻³



0 2 . 2 Give the expression for the equilibrium constant, K_c

Calculate the value of K_c and deduce its units.

[4 marks]

K_c

Value of K_c _____ Units _____

0 2 . 3 Explain why the amount of **S** increases when water is added to the equilibrium mixture.

[2 marks]

8

Turn over for the next question

Turn over ►



0 3

This question is about hydrocarbons.

0 3 . 1

Eicosane ($C_{20}H_{42}$) can be cracked by heating to 700 K in the presence of a catalyst.

The products are

- an aromatic hydrocarbon C_8H_{10}
- an alkane C_6H_{14}
- another alkane.



Complete the equation for this reaction.

Give a suitable catalyst for this reaction.

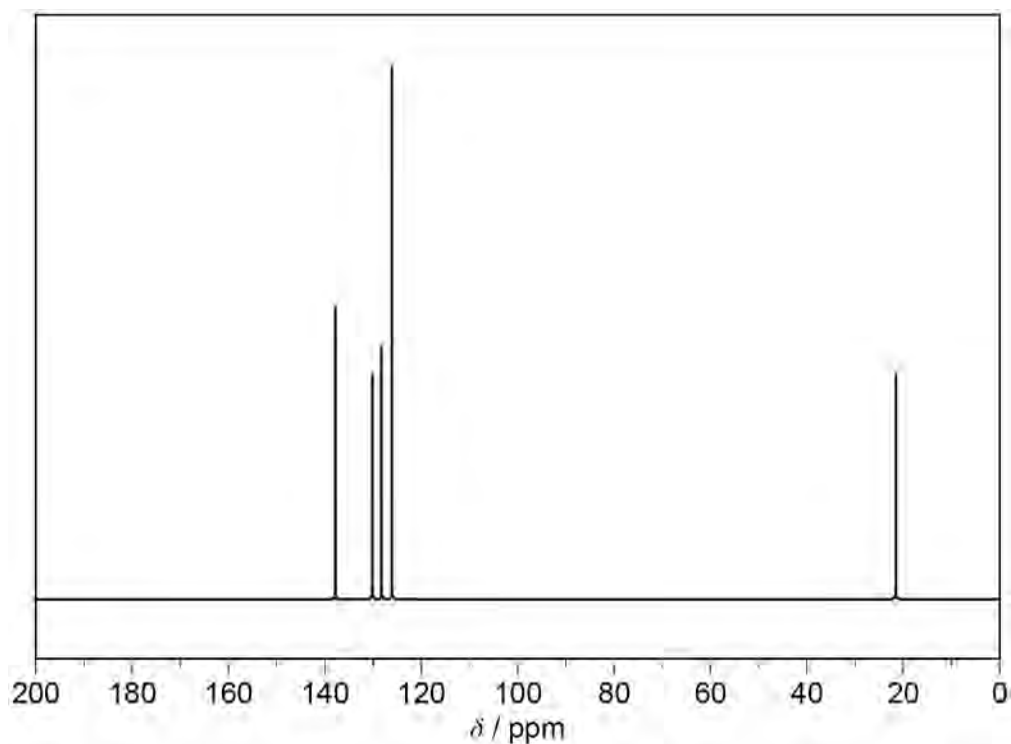
[2 marks]

Catalyst _____

0 3 . 2

Figure 2 shows the ^{13}C NMR spectrum for the aromatic hydrocarbon C_8H_{10}

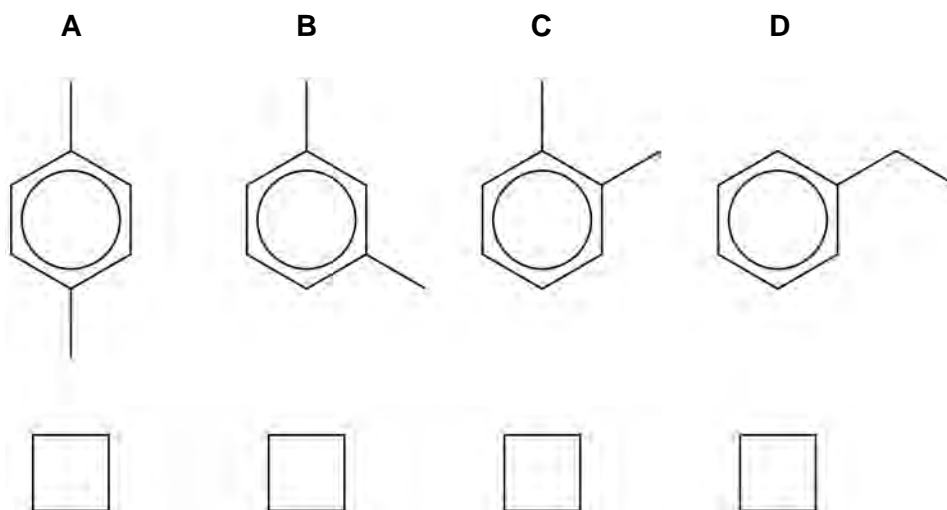
Figure 2



Which of these is the structure of C_8H_{10} ?

[1 mark]

Tick (✓) **one** box.



0 3 . 3

Cracking can also be done without a catalyst, using a temperature of 1200 K and a pressure of 7000 kPa

State the type of product that is formed in high percentage in this type of cracking.

[1 mark]

Question 3 continues on the next page

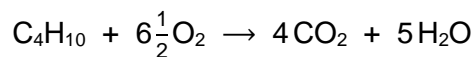
Turn over ►



0 3 . 4 A sample of butane has a volume of 20 cm³ at room temperature and pressure.

The sample is burned completely in 1350 cm³ of air.

The final mixture is cooled to room temperature and pressure.



Calculate the total volume of gas in the final mixture.
Assume that air contains 21% by volume of oxygen.

[4 marks]

Total volume of gas remaining _____ cm³

0 3 . 5 Natural gas is used in power stations to produce electricity.

Natural gas contains sulfur impurities. Sulfur dioxide forms when these impurities are burned.

State an environmental problem caused by sulfur dioxide.

Give the formula of a compound that is used to help remove sulfur dioxide from the combustion products.

[2 marks]

Environmental problem _____

Formula of compound _____

10



Turn over for the next question

*Do not write
outside the
box*

**DO NOT WRITE ON THIS PAGE
ANSWER IN THE SPACES PROVIDED**

Turn over ►



0	4
---	---

This question is about the preparation of an ester.

0	4	.	1
---	---	---	---

Ester **F** can be prepared from propan-2-ol and ethanoic acid.

Give an equation for this reaction.

Name ester **F**.

[2 marks]

Equation

Name _____

This method is used to prepare a sample of ester **F**.

Step 1 Mix 10 cm³ of propan-2-ol with 10 cm³ of ethanoic acid.

Add 5 drops of concentrated sulfuric acid.

Reflux this reaction mixture for 20 minutes.

Step 2 Transfer the cooled reaction mixture to a separating funnel.

Add 20 cm³ of aqueous sodium carbonate and shake the mixture.

Step 3 Transfer the organic layer to a beaker and add 5 g of anhydrous magnesium sulfate.

Decant off the organic liquid.

Step 4 Collect the ester using simple distillation.

0	4	.	2
---	---	---	---

Describe how **Step 1** should be done.

In your description you should

- give details of suitable equipment used to add each reagent to the reflux apparatus
- draw a labelled diagram of the apparatus used for refluxing the reaction mixture
- explain any safety precautions needed other than eye protection.

[6 marks]



0 4 . 3 In **Step 2** the reaction mixture from **Step 1** is shaken with aqueous sodium carbonate.

State the purpose of the sodium carbonate.

Suggest a precaution that should be taken while this mixture is shaken in the separating funnel.

Give a reason for your suggested precaution.

[3 marks]

Purpose of sodium carbonate _____

Precaution _____

Reason _____

0 4 . 4 Give the reason for the use of anhydrous magnesium sulfate in **Step 3**.

[1 mark]

0 4 . 5 Suggest how the purity of the ester can be confirmed during the distillation in **Step 4**.

[1 mark]

13



0 5

This question is about simple test-tube reactions to identify organic liquids.

0 5 . 1

Silver nitrate solution can be used to distinguish between propanoyl chloride and 1-chloropropane.

Give the observations you would expect when a few drops of silver nitrate solution are added to separate samples of propanoyl chloride and 1-chloropropane.

[2 marks]

Observation with propanoyl chloride _____

Observation with 1-chloropropane _____

0 5 . 2

Three unlabelled bottles are known to contain either propan-1-ol, propanal, or propanone.

A sample of each liquid is warmed with a few drops of Fehling's solution.

Identify the liquid that reacts with Fehling's solution and give the expected observation.

Suggest a further simple test-tube reaction that can be used to distinguish between the remaining two liquids.

Give the expected observation with the liquid that reacts.

[3 marks]

Liquid that reacts with Fehling's solution _____

Observation _____

Further test _____

Observation _____

5**Turn over ►**

0 6

Compounds **V**, **W**, **X** and **Y** are isomers with the molecular formula $C_5H_{10}O_2$

Isomers **V** and **W** are carboxylic acids with formulas that can be written as C_4H_9COOH

0 6 . 1

Give an equation for the reaction of C_4H_9COOH with sodium hydrogencarbonate.

[1 mark]

0 6 . 2

Isomer **V** has an asymmetric carbon atom.

Deduce the structure of **V**.

[1 mark]**0 6 . 3**

Isomer **W** has four peaks in its 1H NMR spectrum.

Deduce the structure of **W**.

Deduce the integration ratio for the four peaks in the 1H NMR spectrum of **W**.

[2 marks]

Structure

Integration ratio _____



0 6 . 4 Isomer **X** has three singlets with integration ratio 1:3:6 in its ^1H NMR spectrum.

Deduce the structure of **X**.

Explain why the peaks in the ^1H NMR spectrum are singlets.

[2 marks]

Structure

Explanation _____

Question 6 continues on the next page

Turn over ►



0 6 . 5

Table 2 shows information about the peaks in the ^1H NMR spectrum of isomer **Y**.

Do not write
outside the
box

Table 2

Chemical shift δ / ppm	Integration ratio	Splitting pattern
3.65	2	singlet
1.19	3	singlet

Draw the parts of the structure of **Y** that can be deduced from each of these peaks.

Deduce the structure of **Y**.

State how many peaks are in the ^{13}C NMR spectrum of **Y**.

[6 marks]

Part of structure from peak at $\delta = 3.65$ ppm

Part of structure from peak at $\delta = 1.19$ ppm

Structure of **Y**

Number of peaks in ^{13}C NMR spectrum of **Y** _____

12



0	7
---	---

Compound **L** ($M_r = 88.0$) contains carbon, hydrogen and oxygen only.

A 6.56×10^{-4} mol sample of **L** burns completely in air to form 2.62×10^{-3} mol of water and 2.62×10^{-3} mol of carbon dioxide.

Deduce the formula of **L**.
Show your working.

[4 marks]

Formula of **L** _____

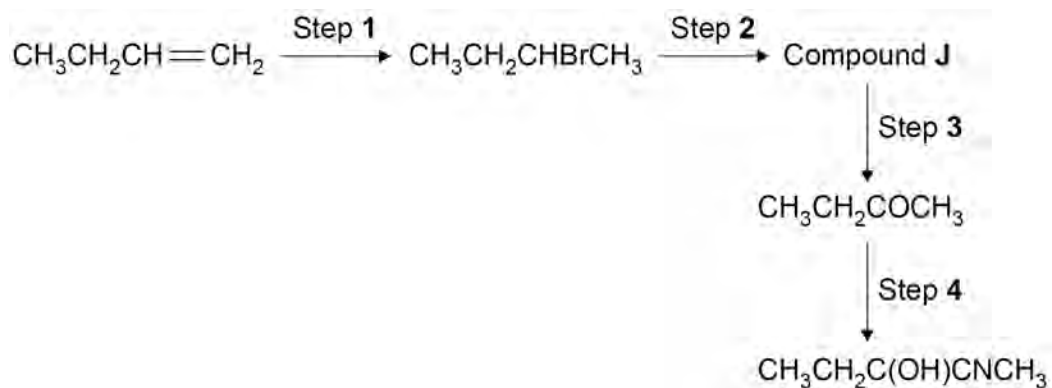
4

Turn over ►



0 8

This question is about an organic synthesis.



0 8 . 1

Name the mechanism in Step 1.

State the reagent(s) used for Step 1.

[2 marks]

Name of mechanism _____

Reagent(s) _____

0 8 . 2

Identify compound J.

State the reagent(s) and conditions needed for Step 2.

[2 marks]

Compound J _____

Reagent(s) and conditions _____



0 8 . 3 State the reagent(s) used for Step 4.

Outline the mechanism for Step 4.

[5 marks]

Reagent(s) _____

Mechanism

0 8 . 4 Explain why Step 4 produces a racemic mixture.

[3 marks]

12

Turn over ►




0 9

This question is about amines.

0 9 . 1

An incomplete equation for Step 1 in the reaction between bromoethane and an amine is shown.



Complete the equation.

In Step 2 of this reaction, the product of Step 1 forms a secondary amine.

Name the secondary amine formed.

[2 marks]

Amine name _____

0 9 . 2 $\text{CH}_3\text{CHBrCH}_2\text{CH}_3$ reacts with NH_3

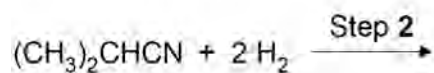
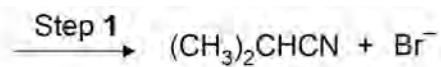
Draw the skeletal formula of the major organic product formed when

- an excess of NH_3 is used
- an excess of $\text{CH}_3\text{CHBrCH}_2\text{CH}_3$ is used.

[2 marks]Product with excess NH_3 Product with excess $\text{CH}_3\text{CHBrCH}_2\text{CH}_3$ 

0 9 . 3 Figure 3 shows a two-step synthesis to make amine G.

Figure 3



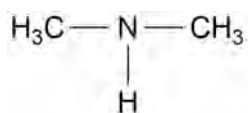
Amine G

Complete **Figure 3** by drawing the mechanism for Step 1 and the displayed formula of amine G.

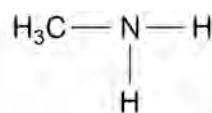
[3 marks]

0 9 . 4 Figure 4 shows two amines, P and Q.

Figure 4



Amine P



Amine Q

Explain why P is a stronger base than Q.

[2 marks]

9

Turn over ►

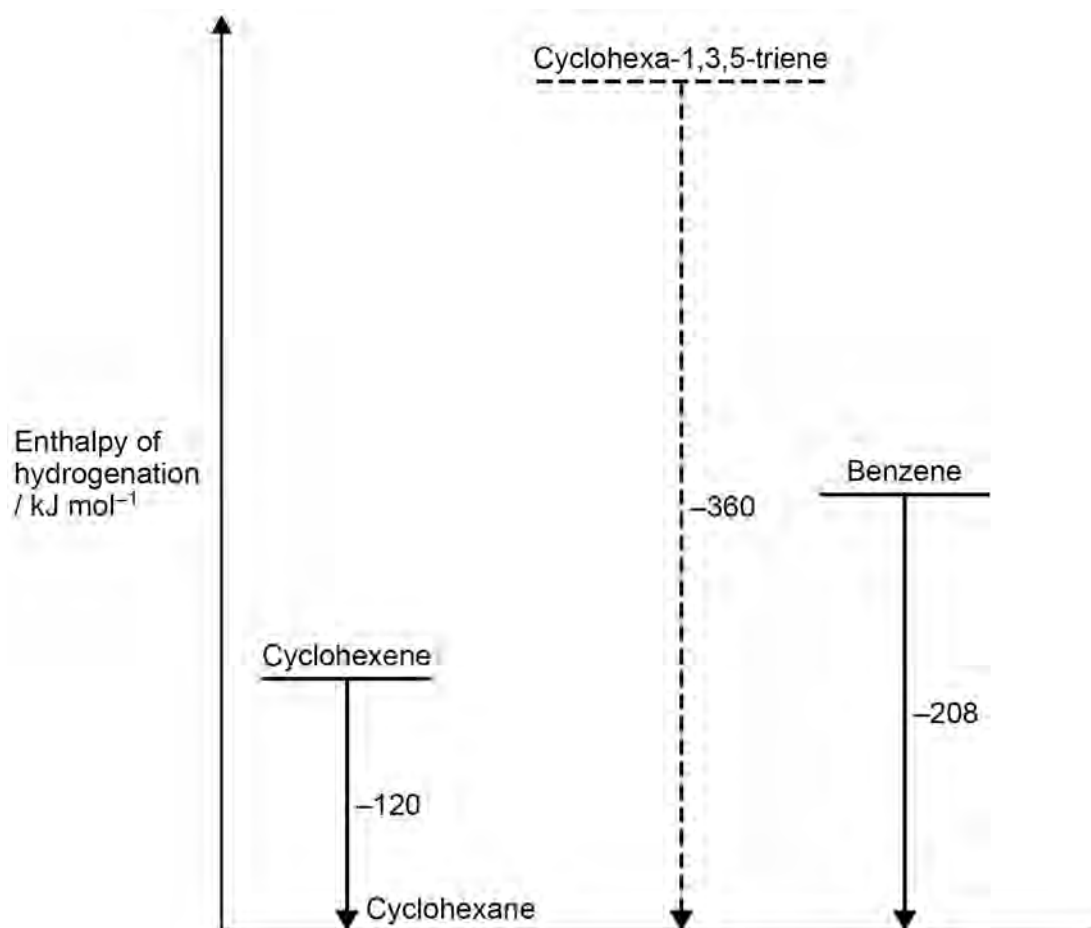


1 0

Figure 5 shows enthalpy of hydrogenation data for cyclohexene and benzene.

It also shows predicted data for the theoretical molecule cyclohexa-1,3,5-triene.

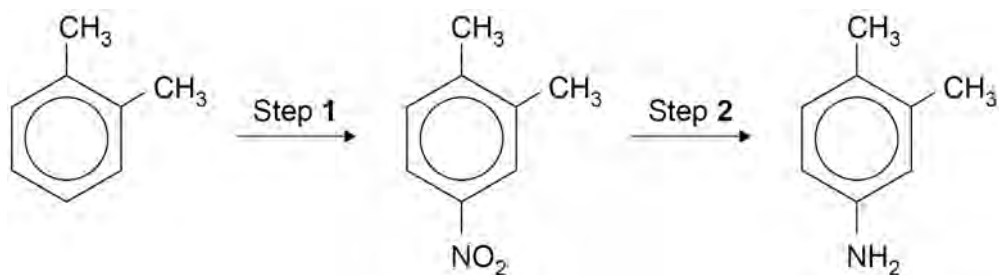
Figure 5



Do not write
outside the
box



Two steps in the synthesis of an aromatic amine are shown.



Do not write
outside the
box

1 0 . 2 State the **two** reagents needed for Step 1.

Give an equation to show the formation of the reactive intermediate from these two reagents.

[2 marks]

Reagents _____

Equation

1 0 . 3 Outline a mechanism for Step 1.

[3 marks]



Do not write
outside the
box

1 0 . 4 State the reagent(s) needed for Step 2.

[1 mark]

1 0 . 5 State a possible use for the amine formed in Step 2.

[1 mark]

12

Turn over for the next question

Turn over ►



1 1

This question is about enthalpy of combustion.

1 1 . 1

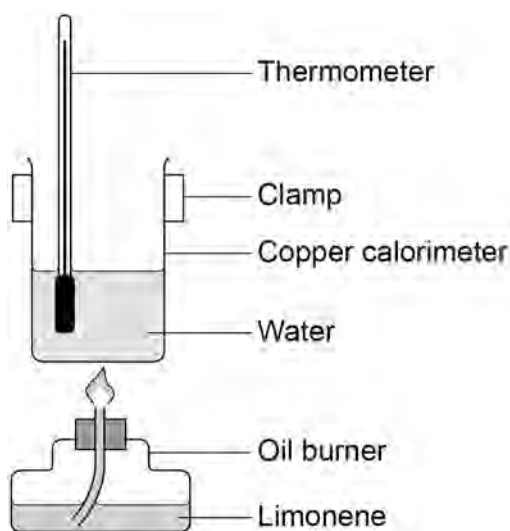
Limonene is found in the skin of citrus fruits.

Figure 6 shows a diagram of the apparatus used in an experiment to determine a value for the enthalpy of combustion of limonene.

When 1.31 g of limonene are burned, the temperature of the 60.0 g of water in the copper calorimeter increases by 52.1 °C

The specific heat capacity of water is 4.18 J K⁻¹ g⁻¹

Figure 6



Calculate a value for the enthalpy of combustion, in kJ mol⁻¹, of limonene (C₁₀H₁₆).

[4 marks]

Enthalpy of combustion _____ kJ mol⁻¹



There are no questions printed on this page

*Do not write
outside the
box*

**DO NOT WRITE ON THIS PAGE
ANSWER IN THE SPACES PROVIDED**



